

FCLCOD

Diesel Conditioning Filter Cart

Remove water and particulate to extend fuel injector life and increase combustion engine fuel efficiency.

Ideal for service oriented stand by diesel tanks and marine applications.



hyprofiltration.com/



Take control of your systems.

FCLCOD filter carts are constructed to be powerful, dependable, and easy to use. Whether you've got multiple diesel reservoirs or simply need your filtration on the move, conditioning your fuels has never been easier. Add automatic water drain and your FCLCOD becomes a powerhouse that does the work for you.





Filtration starts with the filter(s).

FCLCOD combines high efficiency single pass particulate and water removal to ensure that your fuel is always in spec, eliminating premature injector failures and downtime. With DFE rated particulate filters and 100% synthetic coalesce/separator elements that remove all free and emulsified water down to 50 ppm, your fuel rail and high pressure injectors will be protected and running more efficiently than ever.

Never stops working.

Designed for 24/7 unattended operation, FCLCODs with auto water drain technologies, available electrically or mechanically powered, provide you with the safety and security to know your diesel is clean and dry even when you're off the clock.



Unmatched on the move.

Non-shredding wheels, optional off-road heavy duty tires and easy to maneuver cart design with ergonomic handle mean you get powerful filtration exactly when and where you need it.

Increase fuel efficiency, lower emissions.

Cleaner fuel runs more efficiently and with lower emissions, yielding better injector performance and life and can even lead to lower fuel usage which translates to bottom line profitability and a drastically lower environmental footprint. Monitor your fuel's condition with properly positioned sample ports before the pre-filter and after the coalesce stage and always know how your filtration is performing.



Completely customizable.

Flexible dimension and process arrangement are available with every FCLCOD so you get the perfect contamination solution for your fuel delivery system. Even choose from explosion proof models and color coordinate to fit perfectly with your existing safety standards for the ultimate mobile system in diesel conditioning.

FCLCOD Specifications

Dimensions¹	Height 62" (158 cm)	Width 30.5"	Depth 29" (74 cm)	Weight 379 lbs (172 kg)
Connections	Inlet FCLCOD5-FCLCOD10: 1" male JIC (37° flare) FCLCOD20: 1½" male JIC (37° flare)	Outlet FCLCOD5-FCLCOD10: 1" male JIC (37° flare) FCLCOD20: 1¼" male JIC (37° flare)	Hoses FCLCOD5-FCLCOD10: 1" x 10 ft (2.4 m) FCLCOD20: 1¼" x 10 ft (2.4 m)	
Element Configuration	Pre-filter HP110NL11-3MV		Main Filter HP538L38-CSV	
Seals	Fluorocarbon			
Operating Temperature	Fluid Temperature 30°F to 225°F (0°C to 105°C)		Ambient Temperature 40°F to 104°F (4°C to 40°C)	
Materials of Construction	Housings Carbon steel with industrial coating	Hoses Reinforced synthetic	Wands Stainless steel	
Electric Motor	TEFC, 56-145 frame 0.5-2 hp, 1450-1750 RPM			
Motor Starter	MSP (motor starter/protector) in an IP65, aluminum enclosure with short circuit and overload protection.			
Electric Connection	Voltages 230 V ac and under, single phase: 35' (11 m) retractable cord reel included. NEMA 5-15 plug installed on Power Option 12. Voltages over 230 V ac: 35' (11 m) loose cord included.			
Pump	Cast iron, positive displacement gear pump with internal relief. Maximum pressure on pump inlet 15 psi (1 bar). Consult factory for higher pressures.			
Pump Bypass	Full bypass at 150 psi (10 bar) ²			
Pneumatic Option Air Consumption	~40 cfm @ 80 psi ³ 35' (11 m) retractable air hose included when pneumatic option selected. Replaces 35' (11m) electric cord reel.			
Media Description	M G8 Dualglass, our latest generation of DFE rated, high performance glass media for all hydraulic & lubrication fluids. $\beta_{x[C]} \geq 4000$	Coalesce 100% synthetic fiber media	Separator TEFLON® coated screen (water barrier)	
Fluid Compatibility	Petroleum based fuels, #2 Diesel (standard). For other fuel options contact factory.			
Hazardous Environment Options	Select pneumatic powered unit (Power Option 00) or explosion proof NEC Article 501, Class 1, Division 1, Group C+D. Call for IEC, Atex or other requirements. If Explosion Proof option (X--) selected, no electrical cord or cord reel will be included.			

¹Dimensions are approximations taken from base model and will vary according to options chosen.

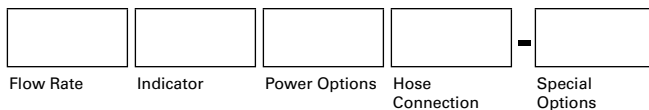
²10 GPM pump is rated for intermittent duty only at pressures above 100 psi. Continual operation with dual clogged filters resulting in operating pressures over 100 psi will reduce pump life and/or cause premature pump failure.

³Air consumption values are estimated maximums and will vary with regulator setting.

TEFLON® is a registered trademark of DuPont.

FCLCOD Part Number Builder

FCLCOD



Flow Rate ¹	5	5 gpm (18.9 lpm)
	10	10 gpm (37.9 lpm)
	20	20 gpm (75.7 lpm)

ΔP Indicator ²	D	22 psid visual gauge + electric switch
	E	22 psid visual gauge

Power Options Contact factory for options not listed	60 Hz, 1750 RPM		50 Hz, 1450 RPM		Pneumatic 00 Pneumatically driven air motor & PD pump. FRL & flow meter included.
	12	120 V ac, 1P	11	110 V ac, 1P	
	22	208-230 V ac, 1P	21	220 V ac, 1P	
	23	208-230 V ac, 3P	40	380-440 V ac, 3P	
	46	460-480 V ac, 3P	52	525 V ac, 3P	
	57	575 V ac, 3P			

Explosion proof - Class 1, Division 1, Group C+D per NEC 501 – Ready for outdoor use
X__ Add X prefix to power option listed above. Not available with (00) Pneumatic Option.

Hose Connection	G	Female BSPP swivel hose ends, no wands
	S	Female JIC swivel hose ends, no wands
	W	Female JIC swivel hose ends, with wands

Special Options	A1	Electrically powered automatic water drain
	B	Complete filter bypass line
	C	CE marked for machinery safety directive 2006/42/EC
	D	High filter ΔP auto shutdown
	E	100 mesh cast iron basket strainer
	F	Filter element ΔP gauge with tattle tale follower needle
	G	Spill retention pan with fork guides (industrial coated steel)
	H1	10' (3 m) return line hose extension
	H2	20' (6 m) return line hose extension
	J	Add pressure gauge between pump & filter assembly
	K	HP75L8-149W Spin-On suction strainer
	L	High filter element ΔP indicator light
	M	Total system flow meter (120 cSt max)
	O³	On-board PM-1 particle monitor & clean oil indicator light
	R	Spill retention pan with wheels (industrial coated steel)
	S⁴	All wetted components 303 or higher stainless steel
	T	Foam filled off-road tires for rugged environment
	U	CUL and/or CSA marked starter enclosure for Canada
	W	Automatic air bleed valve
Z	On site start-up training	

¹Nominal flow rates at 60 Hz motor speeds.

²Coalesce filter only. Particulate filter housing is equipped with sliding differential indicator.

³PM-1 will not function properly in the presence of free or emulsified water at or above saturation point. If selected, PM-1 is installed downstream of the filtration.

⁴With exception to cast iron gear pump.

For all up to date option details and compatibilities, please reference our Contamination Solutions Price List or contact customer service.

Want to find out more? Get in touch.

hyprofiltration.com
 info@hyprofiltration.com
 +1 317 849 3535

